

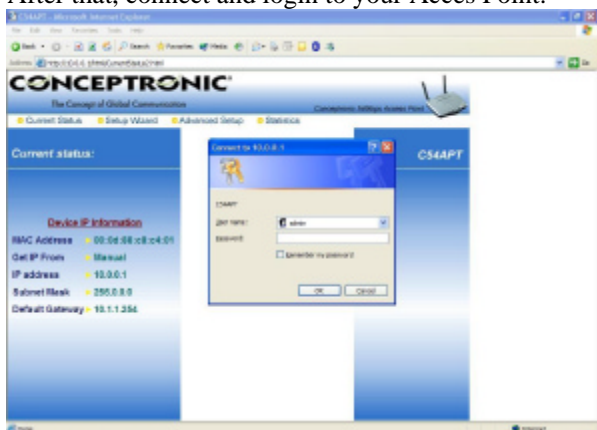
Firmware upgrade for the Conceptronic C54APT.

(By Lennert de Weerd, 12- 2003)
(Copyright: 2L International B.V.)

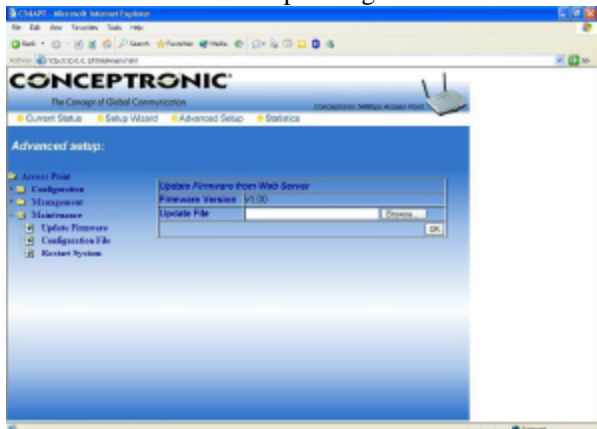
This document describes the Turbo upgrade for the C54APT.
This upgrade doubles the 54Mbps speed up to 108Mbps.

To perform the upgrade, follow the instructions below.

- First download and extract the firmware file from:
http://www.conceptronic.net/drivers/conceptronic/wireless/C54APT/C54APT_FW_2_C108AP.TFP
- After that, connect and login to your Acces Point.

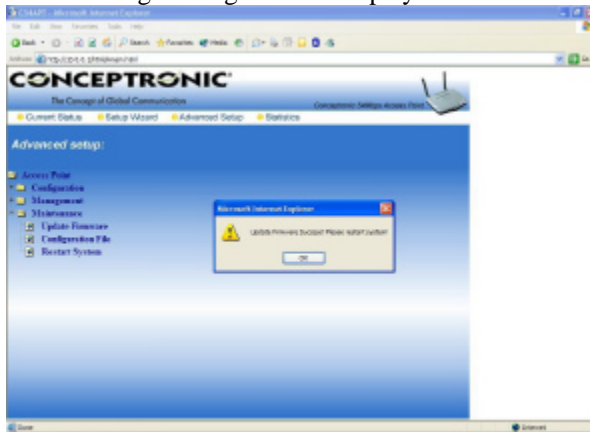


- Click on “Advanced Setup” and go to: “Maintenance”, “Update Firmware”.



- Click “Browse” and select the Firmware file. Click “OK”, after this there will be a confirmation message, click “OK”.

Now the upgrade will be performed, this will take about 1 minute. When the upgrade is completed, the following message will be displayed:



- Click “OK” choose “Restart” and click “OK”, now the Acces Point will be rebooted.



- When you login again the Acces Point will be upgraded.



Note: When you login after the reboot, there is a possibility that the C54APT interface is shown. After clearing your browser's history, the new C108AP interface will be active.