

NEDERLANDS

Conceptronic CGAMESTARS Snelstart handleiding


Hartelijk gefeliciteerd met de aanschaf van uw
Conceptronic Headset.

1. Pakket Inhoud

De volgende onderdelen dienen aanwezig te zijn in de verpakking van de CGAMESTARS: Conceptronic CGAMESTARS Headset - Snelstart Handleiding - Audio Converter kabel (100cm) - Garantiekaart

2. Gebruik van de Audio Converter Kabel

Het is, door middel van de Audio Converter Kabel ook mogelijk om de headset te gebruiken voor bijvoorbeeld uw Playstation® 2, Xbox™, GameCube™ of Stereo Installatie.



Veel game plezier met uw Conceptronic CGAMESTARS.

ENGLISH

Conceptronic CGAMESTARS Quick Installation Guide


Congratulations on the purchase of your
Conceptronic Headset.

1. Package Contents

The following items should be included in your CGAMESTARS package: Conceptronic CGAMESTARS Headset - Audio Converter Cable (100cm) - Quick Installation Guide - Warranty Card

2. Using the Audio Converter cable

By using the Audio Converter Cable, it is possible to use the Conceptronic headset on your Playstation® 2, Xbox™, GameCube™ or Stereo Set.



Enjoy gaming with your Conceptronic CGAMESTARS.

ESPAÑOL

CGAMESTARS de Conceptronic Guía de instalación rápida

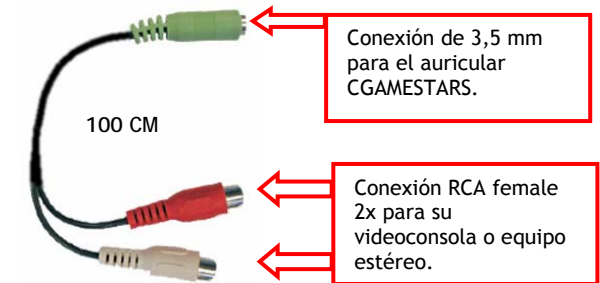
Felicidades por la compra de su auricular Conceptronic.

1. Contenido del paquete

El paquete de CGAMESTARS debe contener los siguientes elementos: Auricular de CGAMESTARS de Conceptronic - Cable de audio (100 cm) - Guía de instalación rápida - Tarjeta de garantía

2. Empleo del cable de audio

Utilizando el cable de audio, podrá utilizar el auricular de Conceptronic en su Playstation® 2, Xbox™, GameCube™ o equipo estéreo.



Diviértase jugando con su CGAMESTARS de Conceptronic.

DEUTSCH

Conceptronic CGAMESTARS Schnellinstallationsanleitung


Wir gratulieren Ihnen zum Erwerb Ihres Headsets von Conceptronic.

1. Packungsinhalt

Die Verpackung Ihres CGAMESTARS sollte Folgendes enthalten: Conceptronic CGAMESTARS Headset - Audio-Konverterkabel (100 cm) - Schnellinstallationsanleitung - Garantiekarte

2. Verwendung des Audio-Konverterkabels

Mit dem Audio-Konverterkabel können Sie das Conceptronic Headset für Ihre Playstation® 2, Xbox™, GameCube™ oder Stereoanlage verwenden.



Genießen Sie Ihr Spielerlebnis mit dem Conceptronic CGAMESTARS.

FRANÇAIS

Conceptronic CGAMESTARS Guide d'installation rapide


Félicitations pour l'achat de votre casque
Conceptronic.

1. Contenu

Les éléments inclus dans votre paquet CGAMESTARS sont les suivants : Casque CGAMESTARS Conceptronic - Câble de conversion audio (100 cm) - Guide d'installation rapide - Carte de garantie

2. Utilisation du câble de conversion audio

Le câble de conversion audio vous permettra d'utiliser le casque Conceptronic sur les consoles suivantes : Playstation® 2, Xbox™ et GameCube™ ou sur n'importe quel dispositif stéréo.



Amusez-vous en jouant avec votre CGAMESTARS de Conceptronic.

ITALIANO

CGAMESTARS Conceptronic Guida d'installazione rapida


Vi ringraziamo per aver acquistato questa Cuffia
Conceptronic.

1. Contenuto della confezione

La confezione del CGAMESTARS deve contenere i seguenti articoli: Cuffia CGAMESTARS Conceptronic - Cavo convertitore audio(100 cm) - Guida d'installazione rapida - Scheda di garanzia

2. Come usare il cavo convertitore

Con il cavo convertitore audio è possibile utilizzare la cuffia Conceptronic con la Playstation® 2, Xbox™, GameCube™ o l'impianto stereo.



Divertitevi a giocare con il CGAMESTARS Conceptronic.

PORTUGUÊS

Conceptronic CGAMESTARS Manual de Instalação Rápida


Parabéns pela compra dos seus
Auriculares Conceptronic.

1. Conteúdo da Embalagem

Devem existir os seguintes elementos na embalagem do seu CGAMESTARS:
Auscultadores CGAMESTARS da Conceptronic - Cabo de Conversão Áudio
(100 cm) - Manual de Instalação Rápida - Cartão de Garantia

2. Utilização do Cabo de Conversão Áudio

Ao usar o Cabo de Conversão Áudio é possível usar os auscultadores
Conceptronic na sua Playstation® 2, Xbox™, GameCube™ ou Aparelhagem
Estéreo.



Desfrute de jogar com o seu Conceptronic CGAMESTARS.

MAGYAR

Conceptronic CGAMESTARS Gyorstelepítési útmutató

Köszönjük, hogy a Conceptronic fejhallgató-
készletet választotta.

1. A csomag tartalma

A CGAMESTARS-csomag tartalma a következő:
Conceptronic CGAMESTARS fejhallgató-készlet - Audio-átalakító kábel
(100 cm) - Gyorstelepítési útmutató - Garancia

2. Az audio-átalakító kábel

Az audio-átalakító kábel segítségével használható a Conceptronic
fejhallgatókészlet, mind a Playstation® 2, mind Xbox™, mind
GameCube™, mind pedig sztereókészlet esetén.



Élvezze a játékot a Conceptronic CGAMESTARS-szal.

Declaration of CE Conformity

The manufacturer Conceptronic
Address Databankweg 7
3821 AL Amersfoort, the Netherlands

hereby declares that the product
Type GAMESTARS Headset
Product CGAMESTARS

complies with following directives:

- 89/336/EEC EMC directive:
Electromagnetic Compatibility
- 73/23/EEC Low Voltage Directive:
Electrical equipment designed for use within certain voltage limits

The following standards were consulted to assess conformity:

- EN 301 489-17-2000
- EN 301 489-1-2000
- EN55022/9.98 Class B
- EN 61000-3-2/3/4/1995
- EN 50082-1/1994
- EN 60950/1995

CE The CE symbol confirms that this product conforms to the
above named standards and regulations.

This product is suitable for all EU countries.

Place and date of issue: Amersfoort, July 4, 2005

Herman Looijen, Product Marketing Manager